

Sorting Out Household Garbage

- Place garbage in the designated area by 8:30 AM on the day of collection.
- Be sure to dispose of burnable and non-burnable garbage in designated garbage bags. Any bags other than the designated bags will not be collected.
- If garbage is too large to fit in designated bag, please make a request for bulky garbage pick-up or carry it in to clean center directly.



Burnable Garbage

*Do not burn any of the items listed below in a home incinerator. Open-air burning of waste materials is prohibited by the Japanese law.



▼ Dispose of items below in designated bags, or take them directly to the clean center if you have a large amount of garbage. ▼

Kitchen garbage

- Cooking scraps/leftovers
- Plastic packages including eggs/tofu.
- Unwashed food trays
- Containers for boxed lunches/pre-packed food/cup noodles/etc.
- Containers for yogurt/pudding etc.



○ Fully drain kitchen garbage.

* Rinse food trays and dispose of them as recyclable items.



Papers

- Tissue paper
- Paper diapers
- Cardboard from confectionary package etc.
- Paper package which cannot be disposed of as recyclable items.

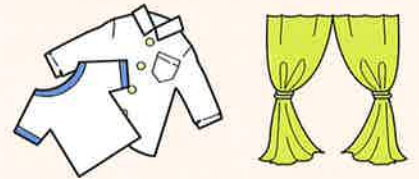


○ Remove human waste from paper diapers.



Fibers/leathers

- Futons/clothes/bed sheets/curtains
- Natural leather products such as bags/belts/jumpers



○ Remove all metals.



▼ Dispose of items below in designated bags, or take them directly to the clean center if you are disposing of a large amount of garbage. ▼

▼ Direct carry-in/collection ▼

Plants

- Twigs/grass/fallen leaves




○ Cut them in to a size that will fit in designated bags.

○ Remove dirt from grass and fallen leaves.

○ If disposing of a large volume of plants, please bring them in directly to clean center.

Others

- Pencils/crayons
- Cooking oil/soap
- Stuffed toys/straw mats



○ Please soak up liquids such as cooking oil with cloth or paper, or solidify them.



Bulky garbage

- Wooden desks/drawers/beds, etc.
- Tatami mats/carpets, etc.



○ Remove fittings/glass, etc.



Non-burnable Garbage



* In order to prevent fire, the waste collector will check the contents.
Please do not double bag.

▼ Dispose of items below in designated bags, or take them directly to clean center if you dispose of a large amount of garbage. ▼

Glass ceramics

- Glass products/mirrors/cups, etc.
- Fluorescent lamps/electric bulbs
- Chinaware/flower pots



Metals

- Kettles/pans
- Cutters such as kitchen knives
- 18-liter square cans
- Spray cans/gas cans

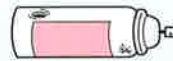


Plastics

- Containers for shampoo/detergent etc.
- Squeezable food containers
- Other non-burnable items



- Be sure to wrap broken glasses, cutters with newspapers, etc.
- Be sure to empty spray cans/gas cans, and make a hole.



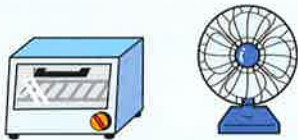
- Please remove lids.
- Other non-burnable garbage items:
 - PVC-made garbage
 - Plastic bottles other than PET 1
 - Lids/caps
 - Plastic containers for non-food products

▼ Dispose of items below in designated bags, or take them directly to clean center if you dispose of a large amount of garbage. ▼

▼ Direct carry-in/collection ▼

Small-sized home appliances

- Microwave oven
- range/toaster/pot
- Vacuum cleaner/fan/hair drier
- Printer



Others

- Aluminum foil/ice pack/dry cell battery etc.
- Rubber products such as rain coats/boots/hoses
- Plastic products such as bucket/toothbrushes/CDs/lighter etc.
- Synthetic bags/shoes, etc.



Bulky garbage

- Bicycles
- Metallic furniture
- Kotatsu
- Stoves/fan heaters
- Electric carpets
- mattress with springs
- Clothes drying stands, etc.



* Small-sized home appliances are collected and recycled by Shodoshima Town Hall.



- Please take button cell batteries and rechargeable batteries such as nickel-cadmium batteries to a retail store for recycling.



- Be sure to completely use up the gas in lighters.



- Motorcycles and tillers cannot be collected.
- Air conditioners, TV sets, refrigerators, washing machines, clothes driers, and PCs cannot be collected in accordance with the Law of the Home Appliance Recycling.



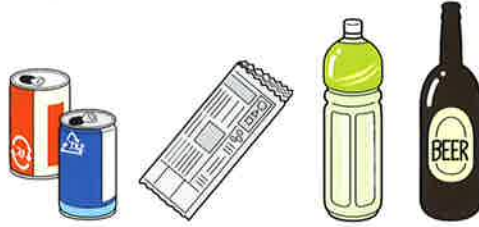


Recyclable Items

One man's trash is another man's treasure.



Shodoshima Town Health Promotion Character Oilly®



▼Dispose of items by designated method, or bring them directly to the recycling center.▼

Empty cans

- Soft drink, beer, and seasoning cans
- Canned food cans (except those that cannot be cleaned)
- Snack cans, etc., that are marked with steel or aluminum can symbol.



- Empty the contents and rinse with water. Do not crush the can.



Empty bottles

- Glass bottles such as tonic drink/vinegar/beer bottle/instant coffee



- Sort by color coding before disposal.
- Be sure to take off the lid, empty the contents, and rinse with water.
- Remove the metallic ring attached to the lid.
- Bottles that contained agricultural chemicals or drugs cannot be disposed.



Plastics

- Plastic bottles of soft drinks, alcohol, and seasonings.



Collection is limited to plastic PET bottles marked with the symbol to the left

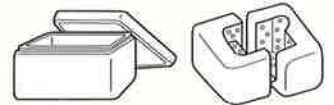
- * Be sure to remove the lid and dispose of it as non-burnable garbage.
- * Removed labels should be disposed of with burnable garbage.
- Plastic rings attached to the lid should be removed, when recyclable.
- Empty the contents and rinse with water. Do not crush the can.



- Styrofoam food trays (Both white and colored are okay)



- Rinse with water and dry. Do not bind with string.
- Styrofoam (Both white and colored are okay)



- Rinse with water and dry, and cut into pieces smaller than 50cm. Do not bind with string.

Paper

* Use strings made out of paper materials to bind when possible.

- Newspaper
- Magazines (Catalogs/inserts, etc.)
- Corrugated cardboard



- Separate into newspaper, magazines, and corrugated cardboard, and bind them firmly with crisscrossed string.
- Fold newspaper in octavo (approx. 30cm X 20cm).
- Fold corrugated cardboard smaller than 1 X 1 meter, and bind with crisscrossed string.
- Only cardboard with corrugated cupboard lined in the middle of two straight cupboard will be collected.
- * Cardboard including confectionary packages should be disposed as burnable waste.



- Paper packaging including milk/juice/coffee (limited to those with white paper lining inside)



- Rinse with water, open, dry, and bind with string.
- * Please dispose of paper packaging with aluminum lining inside or plastic pour spouts with burnable garbage as burnable garbage.



Drop-off Garbage at Garbage Disposal Center (with fee) *No charge for recyclable items

- ◎Categorized household garbage may be brought directly to each designated garbage disposal facility.
- ◎When dropping off the garbage at the facility, there is no need to use designated garbage bags.
- ◎Please make an appointment for drop-off in advance.

■ **Facilities** ■ **Shodoshima Town Hall, Environmental Health Bureau (0879-82-7008)**
Ikeda Center (0879-75-0557)

* Office Hours: Weekdays from 8:30 AM to 5:15 PM

Collection for Oversized Garbage (with fee. Appointment essential)



- ◎Oversized household garbage may be collected by small truck will come for collection to the house or the nearest point where the truck can access to.
- ◎Please call to arrange a collection in advance.

Procedure

1. Call oversized garbage collector.

Contact: Shodoshima Clean Service Co., Ltd.
TEL: 0879-62-9991

* Office Hours: Weekdays from 9:00 AM to 4:00 PM

2. Purchase sticker(s) for "Ohgata Gomi Shiru (oversized garbage sticker)" from any designated stores that carry garbage stickers. The number of stickers required depends on the size of your garbage.

3. Fill out the receipt number on the sticker, and stick it to the garbage.

4. Take the garbage to the collection point on designated time and date.

Non-recyclable Home Appliances (can be collected with fee)

- ◎The following four home appliances cannot be collected as oversized garbage at collection point.
- ◎There are two ways to dispose those items: 1) have home appliance retail store collect them with fee, or 2) have them collected by the town office as special home appliance garbage for fee.

Air conditioners (including external units)

All air conditioners for commercial use independent from buildings

TV sets

CRT televisions/
liquid crystal televisions/
plasma televisions

Refrigerators/freezers

All refrigerators and
freezers for home use
(Refrigerators and freezers
for business use are excluded)

Washing machines/ clothes driers

All washing machines and clothes
driers for home use
(Commercial-use not accepted)



Items Not Collected by Town Office

PCs (Including monitors)

Please directly contact manufacturers for collection. Consult with each manufacturer regarding collection method and fees. In the event that the manufacturer no longer exists or you are not sure who the manufacturer is, please contact:

General Incorporated Association PC 3 R Promotion Association

TEL:03-5282-7685 Home page: <http://www.pc3r.jp/>



Scrap tires



Oil Waste



Agricultural Chemical Waste



Drugs



Extinguishers



Motor cycles



Construction Waste (blocks, roof tiles, corrugated tinsplate, pipes etc)



Boilers



Battery/gas cylinders/large-sized equipment including tillers/electric water heaters Equipment such as solar panel generated bath/other items difficult to be treated and disposed of

The town does not offer a service of collection regardless of the size and volume of garbage. Please consult with the store where you purchased the product first, or inquire at special disposal contractors.

Commercial Garbage

The town does not collect garbage produced by commercial establishments, including small businesses such as retail shops and restaurants. For commercial garbage, please do not use town's designated bags. Business owners need a permission from the town office to take the garbage directly to the designated facility or make a contract with special contractor for garbage disposal.

- There are subsidies available for garbage disposals and composting containers.
- Please join the town for recycling and reducing waste.

Inquiries: Shodoshima Town Hall, Environmental Sanitation Section (0879-82-7008)